

DESIGN PLANNER

DESIGN PLANNER

Use the fields below to help designers create a design you will love.

Contact details *name, phone, email*

Name of team, school or organisation

What type of garment(s) will this design be used on? *Polo, Singlet, Hoodie etc*

Design objective *Do you have a vision for this design in mind?*

Do you have high quality (print ready) logo files? *ai, eps or PDF*

Do you need our designers to re-draw print ready logos?

- Yes (fees apply) No (I will supply high resolution logo files)

LOOK & FEEL

Mark on the scales below to help identify the characteristics of your team, school or organisation.

Playful	<input type="checkbox"/>	<input type="checkbox"/>	<input type="checkbox"/>	<input type="checkbox"/>	Serious
Traditional	<input type="checkbox"/>	<input type="checkbox"/>	<input type="checkbox"/>	<input type="checkbox"/>	Modern
Subtle / Minimal	<input type="checkbox"/>	<input type="checkbox"/>	<input type="checkbox"/>	<input type="checkbox"/>	Loud / Busy
Feminine	<input type="checkbox"/>	<input type="checkbox"/>	<input type="checkbox"/>	<input type="checkbox"/>	Masculine
Colourful	<input type="checkbox"/>	<input type="checkbox"/>	<input type="checkbox"/>	<input type="checkbox"/>	Conservative
Economical	<input type="checkbox"/>	<input type="checkbox"/>	<input type="checkbox"/>	<input type="checkbox"/>	Upmarket

TYPOGRAPHY

Which style(s) of typography best describes your team/feel?

Please note, you aren't actually choosing what will be used in your logo, this is just to give us an idea of what you like so we can create something even better!

Serif	San Serif	Script	Heavy	Tall	College	Handwritten	Eroded
Aa	Aa	Aa	AA	AA	Aa	Aa	AAa
<input type="checkbox"/>	<input type="checkbox"/>	<input type="checkbox"/>	<input type="checkbox"/>	<input type="checkbox"/>	<input type="checkbox"/>	<input type="checkbox"/>	<input type="checkbox"/>

DESIGN COLOURS

The colours shown below are the 30 most popular. If you know your specific PMS swatches for your brand or team please list them for our designers to use.

Don't see your colour below?

If the colour you require is not shown below, please let us know and we can find a match from hundreds of available swatches.



NOTE: RGB Colours (above) are naturally brighter on screen compared to the printed result

Select your team colours

Use the fields below to list your preferred colours

Base colour

Main colour

Colour 2

Accent colour

Colour 3

Optional

Colour 4

Optional

Colour 5

Optional


Colour 6

Optional


DESIGN REQUIREMENTS

Use the fields below if you have any must have requirements or ideas.


Have your own ideas? Sketch them for us!



Must Have



Nice to Have



LOGO PLACEMENT

If your custom design requires specific logo placements use the options below to specify your preferred logo placement

Chest Logo Placement

- Team or organisation logo on chest
- Sponsor logo on chest
- Name or number on chest

Sleeve Logo Placement

- Team or organisation logo on sleeves
- Sponsor logo on sleeves
- Name or number on sleeves

Other Embellishments

- Stripe(s) on front
- Pattern on front
- Name on back
- Number on back

Back Logo Placement

- Sponsor logo(s) (Top)
- Sponsor logo(s) (Middle)
- Sponsor logo(s) (Bottom)

Front / Torso Logo Placement

- Large team or organisation logo
- Large sponsor logo
- Large word / team name

Notes / Instructions

LOGO PLACEMENT EXAMPLES

These examples below demonstrate some popular logo placement combinations.

CLASSIC



- Team logo on chest
- Sponsor logos on sleeves & back

TEAM HERO



- Team logo on front torso
- Sponsor logos on chest, sleeves & back

SPONSOR HERO



- Team logo on chest
- Sponsor logos on torso

CREATIVE



- Team logo on chest
- Sponsor logos on chest, sleeves & back
- Custom pattern on front